

WELLINGTON



YACHT PARTNERS



---

DUCHY 35

---



---

The Duchy 35 has been created specifically for cruising and relaxing in style, combining modern luxury, technology and performance with a nod to tradition. The Duchy 35 is the ideal day boat for family and friends thanks to her exceptionally long 10.5' outdoor cockpit, comfortable built-in seating and expandable tables each side. The spacious saloon seamlessly opens to the cockpit area on a single level with aft-facing seating, creating a generous entertainment space. With both transom and side doors, boarding and water sports are a breeze.

---





---

The Duchy 35 is also a luxury cruiser for two, featuring a private cabin forward with centerline berth, large enclosed head with shower, and a fully equipped galley.

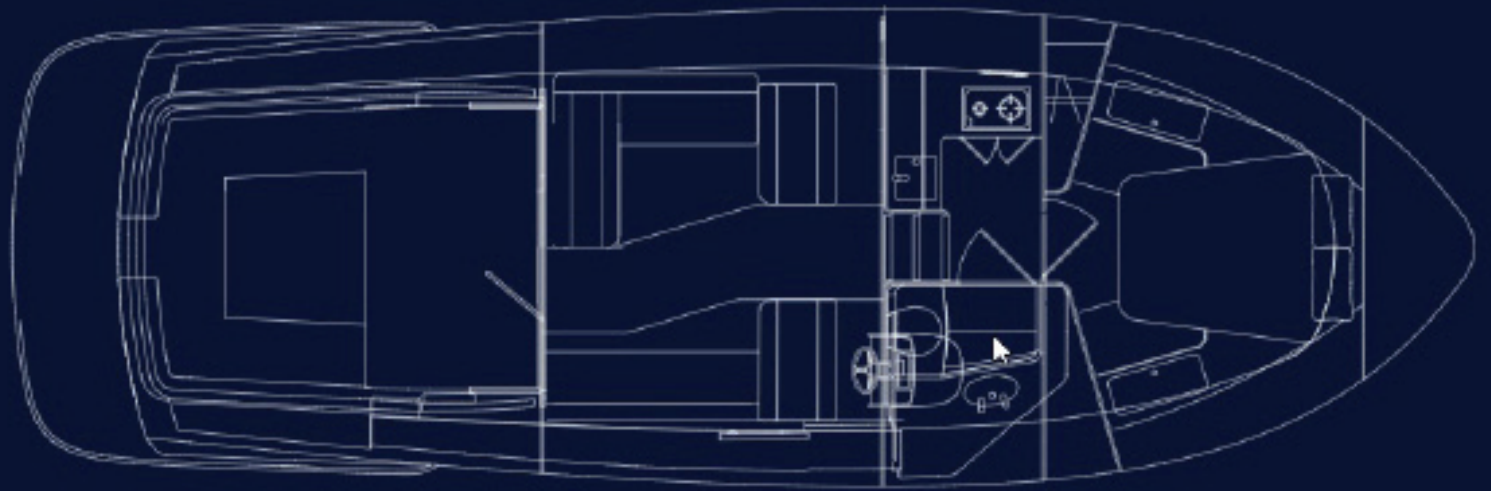
For the twin cabin layout option, the Duchy 35 transforms into a comfortable family boat with two double cabins below and well equipped galley in the spacious saloon.

For extended living aboard, an optional shower stall to port is available.

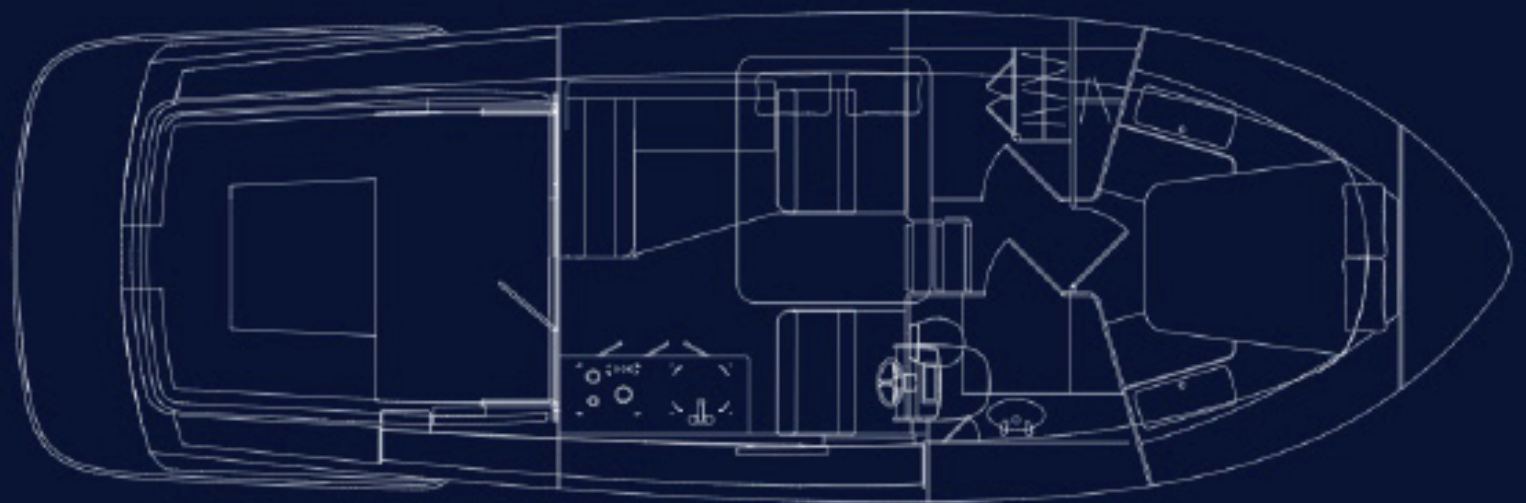
---



## Deck Plan – Single Cabin



## Deck Plan – Twin Cabin






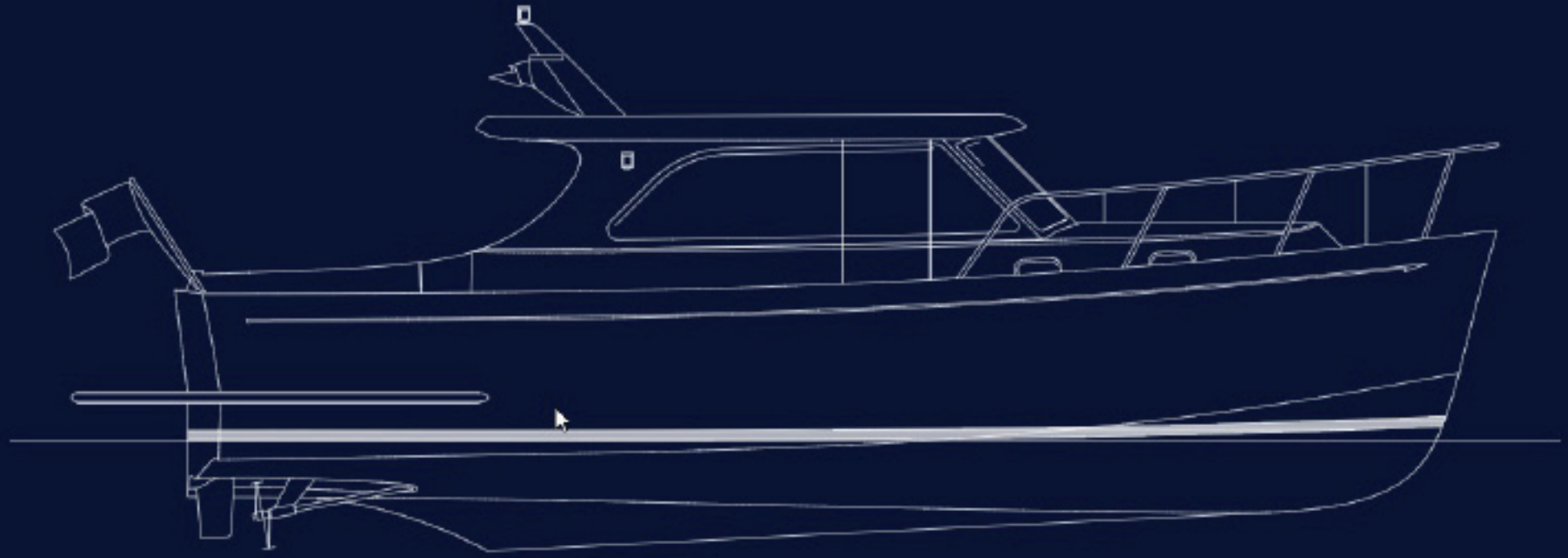
One feature sure to please is the side helm door that makes for easy docking and mooring - quite rare for any design under 40'. The full-width optional electric sunroof, electric opening side window and beautiful double-folding aft doors provide great light and ventilation. A double companion seat can be reversed to face aft and provide a U shaped dining area, with many options available for the helm seat.



On deck, the standard synthetic teak side decking, cockpit sole, swim platform and cap rails preserve a traditional look in a practical, low-maintenance manner, while details like the optional varnished transom and bespoke paneled saloon doors add a touch of class rarely found on yachts today. Note the concealed windlass, custom stainless hardware, solid paneled cabinetry, dovetail-joined drawers, customized storage, meticulously run wiring and plumbing, and the structural hull matrix with neatly finished bilge areas from bow to stern.



# Profile



---

Designed by esteemed British naval architect Andrew Wolstenholme, the Duchy 35 borrows much from traditional Downeast traits both above and below the waterline. She features a stylish, well-proportioned wheelhouse, tumblehome aft, keel protected props, a hard chine hull, and deep bow sections forward with generous freeboard to safely handle the challenging conditions of the English coastline - as well as provide a soft ride punching into a seaway. All in all, a very stable platform.

---



## PRINCIPAL DIMENSIONS

LOA	11.48m / 37ft 8in	DISPLACEMENT	19,250 lbs / 7.71 t
BEAM	3.77m / 12ft 4in	FUEL CAPACITY	290 US gal / 1100 l
DRAFT	0.85m / 2ft 9in	WATER CAPACITY	115 US gal / 430 l
AIR DRAFT	3.5m / 11ft 5in	ENGINE	2 x Nanni T4.270

### SPECIFICATION HIGHLIGHTS

Built to Recreational Craft Directive, Cat B  
 Molded GRP hull and deck with foam core  
 Interior moldings for a clean, finished look  
 Synthetic teak side decks, bulwark/coaming caps, cockpit sole and swim platform  
 Cockpit transom and side doors  
 Concealed anchor windlass with twin rollers  
 All 316 custom stainless deck hardware  
 (4) portholes, (2) vents and deck hatch  
 Comprehensive safety bow and hand rails  
 12 Volt DC, 110 Volt AC electrical system  
 Raymarine GPS/chart plotter displays, VHF  
 Digital DC switching at helm display  
 Comprehensive LED interior/exterior lighting

Inverter/battery charger with AC/DC outlets  
 Shore power inlet with cord  
 Waterproof upholstery for saloon and cockpit  
 Bespoke solid oak and veneered surfaces with paneled locker fronts and dovetailed drawers  
 Teak and holly effect cabin sole  
 Corian countertops  
 Two-burner gas cooktop and DC fridge  
 Enclosed head with wash basin and shower  
 Electric toilet with holding tank  
 USCG safety gear

### OPTIONAL EXTRAS

(2) Yanmar 8LV 350 hp  
 Bow and stern thrusters  
 Electric sunroof  
 Generator  
 Gyro stabilizer  
 Fusion marine stereo  
 Microwave oven  
 Espar cabin heater  
 Searchlight  
 Cockpit cover  
 Leather interior fabrics  
 Varnished teak transom  
 Epoxy barrier coat with antifouling  
 Custom joinery and storage



# WELLINGTON



Wellington Yacht Partners is pleased to have been appointed exclusive North American dealer for Cockwells Modern and Classic Boatbuilding, located in Falmouth, Cornwall, UK - builders of the Duchy line of fine motor yachts ranging from 25' to 60' along with a wide variety of other custom yachts over many decades.

Classically designed, handcrafted, semi-custom vessels, Duchy Yachts are built by skilled craftsmen who combine the traditions of the shipwright with modern luxury, technology and performance. Through decades of building a wide variety of custom yachts, the craftsmen at Cockwells have adhered to a tremendous level of quality and attention to detail. With over 30 launched to date, the Duchy 35 has developed a reputation for quality workmanship, reliability and seaworthiness. British built - British strong.



MADE IN GREAT BRITAIN



Wellington Yacht Partners, LLC  
Exclusive North American Agents

[www.wellingtonyachts.com](http://www.wellingtonyachts.com)

