

WELLINGTON



YACHT PARTNERS



DUCHY 45



The Duchy 45 is a spacious and easily accessible luxury yacht perfect for weekend getaways or family cruising. With a large saloon and cockpit accommodating up to twelve day guests, along with two luxurious private cabins, the Duchy 45 offers flexibility in layout to suit your needs. The layout includes double en-suite owner accommodations, an en-suite guest cabin with a twin or double berth, and a large functional galley. Alternatively, you can choose to move the galley up and add an additional third cabin for friends, family, or crew.






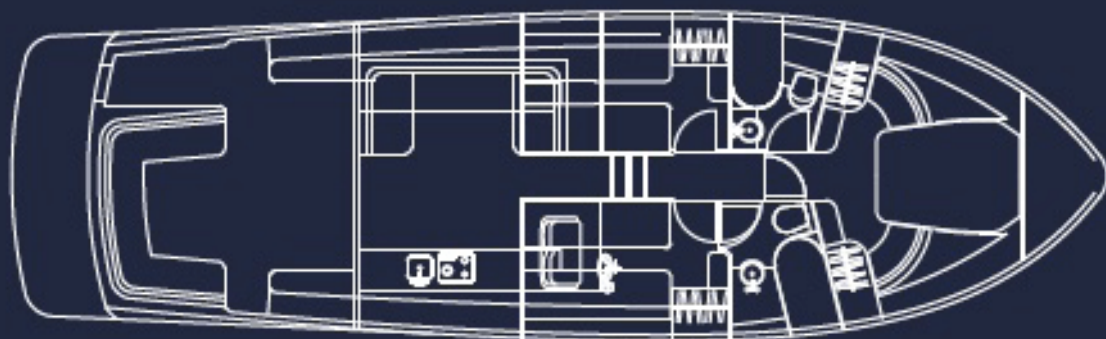
Designed by esteemed British naval architect Andrew Wolstenholme, the Duchy 45 is a modern take on the traditional Downeast yacht that features a stylish wheelhouse, handsome shearline, tumblehome aft, a hard chine hull, and deep bow sections forward to safely and comfortably handle the most challenging conditions with excellent seakeeping capabilities. Both IPS and shaft drive options are available with a projected top speed of 32 knots, with standard Volvo D6 diesel pod drives.



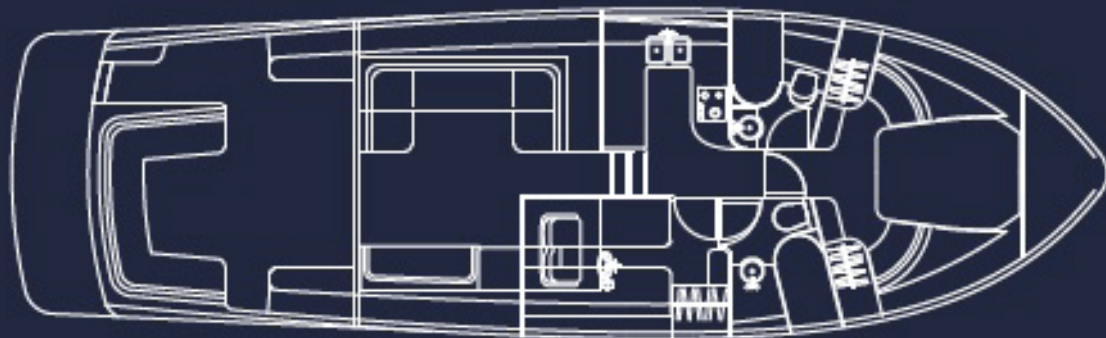
PROFILE



Deck Plan – Galley Up



Deck Plan – Galley Down



PRINCIPAL DIMENSIONS

LOA	13.72m / 45ft
BEAM	4.45m / 14ft 7in
DRAFT	0.90m / 2ft 11in
AIR DRAFT	2.91m / 9ft 6in

DISPLACEMENT	35,200 lbs / 16 t
FUEL CAPACITY	580 US gal / 2200 l
WATER CAPACITY	205 US gal / 780 l
ENGINE	2 x Volvo D6 435hp = IPS 600

SPECIFICATION HIGHLIGHTS

Built to Recreational Craft Directive, Cat B
Molded GRP hull and deck and structural moldings
Interior moldings for a clean, finished look
Synthetic teak side decks, cockpit sole, swim platform and bulwark/coaming caps
Concealed anchor windlass with twin rollers
All 316 custom stainless deck hardware
(6) opening portholes, (2) vents and deck vents and deck hatch
Safety bow and hand rails extending aft to cockpit
12 Volt DC, 110 Volt AC electrical system
Twin Volvo/Garmin glass cockpit displays with radar and chart plotter
VHF
Digital DC switching at helm display

Comprehensive LED interior/exterior lighting
Inverter/battery charger with AC/DC outlets
Generator
Shore power inlet with cord
Waterproof Sunbrella upholstery for interior and exterior seating
Bespoke solid oak and veneered surfaces with paneled locker fronts and dovetailed drawers
Teak and holly effect cabin sole
Galley with double stainless sinks, DC refrigerator and freezer, and 4 burner induction cook top
(2) Enclosed head with wash basin and shower
Electric toilets with holding tank
USCG safety gear

OPTIONAL EXTRAS

Bow thruster
Air conditioning
Electric sunroof
Seakeeper gyro stabilizer
Fusion marine stereo
Espar cabin heater
Searchlight
Varnished teak transom
Varnished teak folding saloon doors
Cockpit cover
Leather interior fabrics
Custom joinery and storage with choice of timber
Sun pad on forward cabin top
Epoxy barrier coat with antifouling

WELLINGTON



YACHT PARTNERS



Wellington Yacht Partners is pleased to have been appointed exclusive North American dealer for Cockwells Modern and Classic Boatbuilding, located in Falmouth, Cornwall, UK - builders of the Duchy line of fine motor yachts ranging from 25' to 60' along with a wide variety of other custom yachts over many decades.

Classically designed, handcrafted, semi-custom vessels, Duchy Yachts are built by skilled craftsmen who combine the traditions of the shipwright with modern luxury, technology and performance. Through decades of building a wide variety of custom yachts, the craftsmen at Cockwells have adhered to a tremendous level of quality and attention to detail. Several Duchy 45's have been sold to date with the first due to launch in 2025.



Wellington Yacht Partners, LLC
Exclusive North American Agents
www.wellingtonyachts.com

