

WELLINGTON



YACHT PARTNERS

Introducing the Duchy 27



2025 COCKWELLS Duchy 27

LOA: 27' (8.23m)
Beam: 9' 2" (2.79m)
Min Draft: 2' 9" (0.84m)
Max Draft: 2' 9" (0.84m)
Speed: Cruising 20 Knots
Max 25 Knots

VAT Paid:

Build/Model Year: 2025 / 2025
Builder: COCKWELLS
Type: Cruising Yacht
Downeast
Price: \$429,396 USD
Location: Portsmouth, Rhode Island
United States

Wellington Yacht Partners, LLC
One Maritime Drive
Portsmouth, Rhode Island 02871
United States

P: +1-401-683-6070
info@wellingtonyachts.com
www.wellingtonyachts.com

Introducing the Duchy 27

Additional Specifications For Introducing the Duchy 27 :

LOA:	27' (8.23m)	Delivery/Model	2025
Beam:	9' 2" (2.79m)	Year:	
Min Draft:	2' 9" (0.84m)	Year Built:	2025
Max Draft:	2' 9" (0.84m)	Builder:	COCKWELLS
Hull Material:	Fiberglass	Model:	Duchy 27
Hull Config:	Monohull	Type:	Cruising Yacht Downeast
Deck Material:	Teak	Engines:	230 HP, Single, Inboard, Diesel, Yanmar, 4LY,
Tonnage:	3.20	Staterooms:	1
Range At Cruise		Sleeps:	2
Speed:		Heads:	1
Range At Max		Captain Cabin:	No
Speed:	Cruising 20 Knots	Classifications:	
	Max 25 Knots	MCA: ISM:	
Fuel Capacity:	70 Gal		
Water Capacity:	58 Gal		
Holding Tank:	5 Gal		
Location:	Portsmouth, Rhode Island United States		
Price:	\$429,396 USD		

INTRODUCTION

The Duchy 27 is a sophisticated and capable day boat, offering comfortable seating for six, an expandable varnished table in the cockpit, additional seating with a backrest on the engine box, and helm and companion seating. On-deck features include refrigeration and a cleverly designed transom door/step leading to a spacious swim platform with a shower. Built-in steps with multiple handrails and a bow rail ensure safe access to the foredeck, where twin bow rollers and an anchor windlass make picnics and mooring effortless.

The pilothouse offers both helm and companion adjustable seating, with opening hatches and side windows that provide excellent light, ventilation, and 360-degree visibility. Engine controls, gauges, navigation instruments, and all 12-volt DC switches are conveniently located at the helm. The pilothouse provides security and protection, designed to handle the challenging conditions of the English coastline.

The Duchy 27 also functions as a capable weekender, offering creature comforts and amenities rarely found on a yacht of this size. The interior includes a proper V-berth with a filler, a functional galley, and an ensuite head with a shower, all crafted to a high standard. Upon closer inspection, the quality and attention to detail that Cockwells in Cornwall, UK, is renowned for become apparent, following decades of building a wide variety of custom yachts.

The standard synthetic teak side decking, cockpit sole, swim platform, and coaming caps maintain a traditional look in a practical, low-maintenance manner. Features like solid paneled cabinetry, dovetail-jointed drawers, customized storage, neat and clean wiring and plumbing, and the structural hull matrix reflect the high level of craftsmanship.

Classically designed and handcrafted, Duchy Yachts are semi-custom vessels built by skilled craftsmen who blend traditional shipwright techniques with modern luxury, technology, and performance. With over 35 launched to date, the Duchy 27 has earned a strong reputation for quality workmanship, reliability, and seaworthiness. Vessel built to Recreational Craft Directive (RCD), Cat C. Hull #37 of the Duchy 27 is now available as a new delivery through Wellington Yacht Partners, North American exclusive dealers for Cockwells Classic and Modern Boatbuilders. Proudly British built – British strong.

HULL

- Molded GRP hull with molded structural matrix bonded to hull
- Interior moldings for a clean, finished look
- Rub rail with stainless striker at shearline
- Large molded GRP swim platform with protective stainless perimeter striker
- Gelcoat topsides – flag blue
- Painted, white boot stripe and gold cove stripe
- Epoxy barrier coat and blue bottom paint
- Varnished transom

DECK

- Molded GRP deck with PVC foam core
- White gelcoat finish with molded non-skid on cabin top
- Synthetic laid teak side decks
- Electric windlass with bow and helm controls
- 22 lb Stainless Bruce anchor with rode and chain
- All deck hardware 316 stainless
- (2) Bow rollers for anchor and mooring lines
- Stainless double bow rail leading aft to pilothouse
- Handrails on pilothouse leading aft to cockpit
- (2) Pop-up spring line cleats
- (3) Fixed stainless bow/stern cleats
- (3) Fender eyes
- Twin horn
- Stainless steel ensign staff (also serves as emergency tiller)
- LED Navigation lights

PILOTHOUSE

- Spacious, semi-enclosed area with exceptional visibility and full headroom
- Bespoke helm panel with gauges for engine rpm, temp, fuel and water levels
- DC switch panel at helm
- (2) adjustable helm and passenger swivel seats on sliders with custom fold-up footrests
- Stanzo wheel with wood rim
- Garmin navigation package including chartplotter, autopilot, radar, GPS, speed/depth
- VHF radio
- UFlex compass
- Varnished trim and grab handle to port of companionway
- (2) Lewmar sliding overhead hatches
- Fitted Houdini Marine windows with opening side windows
- Three-drawer storage unit under helm seat with custom storage for glasses and tools provided and built in
- Webasto DC refrigeration under passenger seat
- (2) Lockers provide access to battery compartments
- (2) Exalto wipers with washers
- Drink holders each side
- Additional handrails in pilothouse
- Engine box backrest and handrails
- Pilothouse rear curtain enclosure with twin doors, Stamoid "Cream"

COCKPIT

- Spacious cockpit features convenient walk-through transom leading to swim platform for easy swimming, and boarding from dock, finished with synthetic laid teak
- Retractable stainless swim ladder
- Built in steps each side for easy access to side decks
- Synthetic laid teak cockpit sole and coaming caps
- Upholstered cushions and backrests for aft seating and engine box
- Storage lockers below seating and (2) Storage cabinets
- Access to sea water engine intake and exhaust system below seating
- Varnished oak folding table with soft lined canvas stowage bag
- Drink holders
- Stamoid tonneau cockpit cover
- Stamoid cockpit cushion covers

MECHANICAL SYSTEMS

Engine and Transmission

- Upgraded Yanmar 4LY 230 hp diesel engine for 20 knot cruise/24 knot max
- Python drive couplings and bearings
- Engine key switch at helm console
- Alta flex top-mount mechanical throttle/shift controls
- Bow and stern thrusters
- Zipwake 450 S dynamic trim control

Engine Exhaust, Fuel, Control and Cooling Systems

- Wet exhaust system with water trap exhaust silencer
- Stainless steel 87gal fuel tank, located under cockpit sole
- ISO flexible marine fuel hosing with Racor filter and water separator
- Vetus raw water intake strainer

Engine Space

- Molded GRP lift-up engine box fully insulated for noise reduction
- with gas strut assist for quick and easy access
- Custom branded engine air intake vents on cabin sides
- Automatic fire extinguisher

Stern Gear and Propellers

- Stainless steel 1.5 " prop shaft with Ambassador rope cutter
- GRP stern tube with water cooled bearing and Tides Marine seal
- Keel protected 4-Blade bronze propeller, 21" diameter

Water System

- Aquafax fresh water plumbing
- (2) Vetus water tanks, 58 gal total
- Whale freshwater pump
- 110 volt hot water heater –heated by engine or shore power
- Pressurized water available at galley sink, sink/shower in head and hot/cold stern shower

Black and Gray Water

- Tecma electric toilet with direct discharge to holding tank
- Galley and head sinks drain via gravity discharge
- Shower base drain via Whale pump
- Holding tank 7 gal with gravity drain overboard via valve or deck pump-out

Bilge

- Whale Supersub 650 automatic bilge pump with alarm
- Whale manual bilge pump in cockpit
- Johnson bilge pump in cockpit well

ELECTRICAL AND ELECTRONICS

- 12V DC/120 volt AC electrical system
- Custom DC panel at helm with breaker switches for all DC functions
- Dedicated AGM battery for engine start
- (3) AGM 100 AH batteries (upgraded for inverter)
- Both engine start and domestic batteries charged by alternator or AC charger
- Solar panels on PH, 110w total
- Victron battery monitor at helm
- GFI protected 120 volt AC outlet in galley
- USB charging outlet at helm and galley area
- Victron 120 volt battery charger/inverter combo unit
- 120 volt shore power system ELCI protected
- 120 volt AC 30 amp shore power inlet with 50' shore cord
- DC LED lighting throughout interior and exterior including courtesy lights
- Fusion Marine Stereo with DAB and 2 speakers

INTERIOR

General

- Solid oak interior joiner work including paneled locker fronts, head door, and dovetail jointed drawers, meticulously finished in polyurethane varnish
- Teak and holly effect cabin soles

Main Cabin

- Accessed from pilothouse via sliding acrylic companionway door
- Forward seating area converts to a double berth
- Waterproof Sunbrella upholstery
- Storage cabinet starboard aft
- Hanging locker port aft with fire extinguisher inside
- Light and ventilation provided by a deck hatch, three opening portholes and a solar vent
- Anchor locker accessed through locker forward of seating area

Galley

- Solid surface counter with stainless sink and removable cover
- Hot/cold faucet
- Microwave oven
- Storage lockers above and below counter with custom storage for handmade Cornish crockery, glasses and cutlery, all provided
- Full headroom (companionway open)
- Fire blanket

Head

- Fully enclosed ensuite head aft to starboard
- Solid surface counter with stainless sink
- Storage below and outboard counter
- Fresh water faucet with retractable shower head
- Tecma electric toilet
- Opening porthole and solar vent for light and ventilation

ADDITIONAL

- USCG safety package
- (4) Fenders with custom covers
- (4) Dock lines
- Binder with user manuals and guides for all equipment

Disclaimer

The Company offers the details of this vessel in good faith, but cannot guarantee or warrant the accuracy of this information nor warrant the condition of the vessel. A buyer should instruct his agents or his surveyors to investigate such details as the buyer desires validated. This vessel is offered subject to prior sale, price change, withdrawal without notice and tax when applicable. Measurements are in US units.

Cruising off Newport



Ground Tackle



Wellington Yacht Partners, LLC
One Maritime Drive
Portsmouth, Rhode Island 02871
United States

P: +1-401-683-6070
info@wellingtonyachts.com
www.wellingtonyachts.com

Introducing the Duchy 27

Foredeck



Pilothouse Top



Wellington Yacht Partners, LLC
One Maritime Drive
Portsmouth, Rhode Island 02871
United States

P: +1-401-683-6070
info@wellingtonyachts.com
www.wellingtonyachts.com

Introducing the Duchy 27

Side View Underway



Aerial Quarter view



Wellington Yacht Partners, LLC
One Maritime Drive
Portsmouth, Rhode Island 02871
United States

P: +1-401-683-6070
info@wellingtonyachts.com
www.wellingtonyachts.com

Introducing the Duchy 27

Full Speed off Newport



Bow View



Wellington Yacht Partners, LLC
One Maritime Drive
Portsmouth, Rhode Island 02871
United States

P: +1-401-683-6070
info@wellingtonyachts.com
www.wellingtonyachts.com

Introducing the Duchy 27

Fall Cruise



Harbor Cruise



Wellington Yacht Partners, LLC
One Maritime Drive
Portsmouth, Rhode Island 02871
United States

P: +1-401-683-6070
info@wellingtonyachts.com
www.wellingtonyachts.com

Introducing the Duchy 27

Quarter View



At Rest



Wellington Yacht Partners, LLC
One Maritime Drive
Portsmouth, Rhode Island 02871
United States


P: +1-401-683-6070
info@wellingtonyachts.com
www.wellingtonyachts.com

Introducing the Duchy 27

Pilothouse Looking Aft



Night Lights



Wellington Yacht Partners, LLC
One Maritime Drive
Portsmouth, Rhode Island 02871
United States

P: +1-401-683-6070
info@wellingtonyachts.com
www.wellingtonyachts.com

Introducing the Duchy 27

Refrigeration



Side Deck Steps



Wellington Yacht Partners, LLC
One Maritime Drive
Portsmouth, Rhode Island 02871
United States

P: +1-401-683-6070
info@wellingtonyachts.com
www.wellingtonyachts.com

Introducing the Duchy 27

Ice Bucket



Pilothouse



Wellington Yacht Partners, LLC
One Maritime Drive
Portsmouth, Rhode Island 02871
United States

P: +1-401-683-6070
info@wellingtonyachts.com
www.wellingtonyachts.com

Introducing the Duchy 27

Pilothouse Forward



Helm Seat



Wellington Yacht Partners, LLC
One Maritime Drive
Portsmouth, Rhode Island 02871
United States

P: +1-401-683-6070
info@wellingtonyachts.com
www.wellingtonyachts.com

Introducing the Duchy 27

Helm



Max Speed




Wellington Yacht Partners, LLC
One Maritime Drive
Portsmouth, Rhode Island 02871
United States

P: +1-401-683-6070
info@wellingtonyachts.com
www.wellingtonyachts.com

Introducing the Duchy 27


Helm Step



Passenger Seat



Passenger Step



Forward from Companionway



Looking Aft



Galley



Wellington Yacht Partners, LLC
One Maritime Drive
Portsmouth, Rhode Island 02871
United States

P: +1-401-683-6070
info@wellingtonyachts.com
www.wellingtonyachts.com

Introducing the Duchy 27

Custom Crockery



Custom Mugs



Wellington Yacht Partners, LLC
One Maritime Drive
Portsmouth, Rhode Island 02871
United States

P: +1-401-683-6070
info@wellingtonyachts.com
www.wellingtonyachts.com

Introducing the Duchy 27

Starboard Aft



Head



Wellington Yacht Partners, LLC
One Maritime Drive
Portsmouth, Rhode Island 02871
United States

P: +1-401-683-6070
info@wellingtonyachts.com
www.wellingtonyachts.com

Introducing the Duchy 27

Custom Step over Trash Bin



Trash Bin



Stereo and Lights



Hanging Locker



Wellington Yacht Partners, LLC
One Maritime Drive
Portsmouth, Rhode Island 02871
United States

P: +1-401-683-6070
info@wellingtonyachts.com
www.wellingtonyachts.com

Introducing the Duchy 27

Switch Panel



Cockpit Cover



Wellington Yacht Partners, LLC
One Maritime Drive
Portsmouth, Rhode Island 02871
United States

P: +1-401-683-6070
info@wellingtonyachts.com
www.wellingtonyachts.com

Introducing the Duchy 27

Transom and Swim Platform



Transom Door Open



Wellington Yacht Partners, LLC
One Maritime Drive
Portsmouth, Rhode Island 02871
United States

P: +1-401-683-6070
info@wellingtonyachts.com
www.wellingtonyachts.com

Introducing the Duchy 27

Engine Access



Chain Locker



Wellington Yacht Partners, LLC
One Maritime Drive
Portsmouth, Rhode Island 02871
United States

P: +1-401-683-6070
info@wellingtonyachts.com
www.wellingtonyachts.com

Introducing the Duchy 27

Underbody Aft



Underbody Forward



Wellington Yacht Partners, LLC
One Maritime Drive
Portsmouth, Rhode Island 02871
United States

P: +1-401-683-6070
info@wellingtonyachts.com
www.wellingtonyachts.com

Introducing the Duchy 27

Deck View



At Anchor

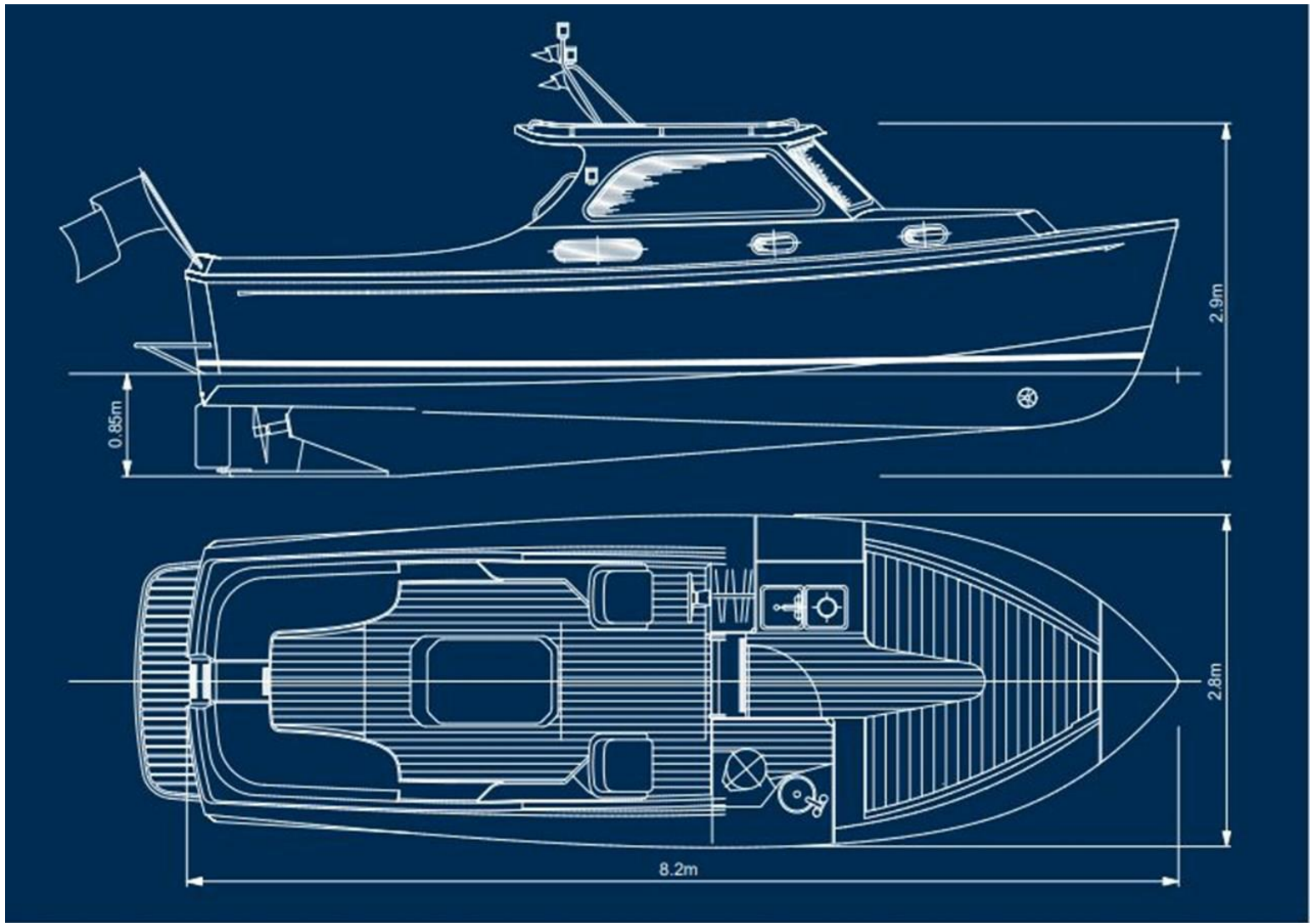


Wellington Yacht Partners, LLC
One Maritime Drive
Portsmouth, Rhode Island 02871
United States

P: +1-401-683-6070
info@wellingtonyachts.com
www.wellingtonyachts.com

Introducing the Duchy 27

LAYOUT



Wellington Yacht Partners, LLC
One Maritime Drive
Portsmouth, Rhode Island 02871
United States

P: +1-401-683-6070
info@wellingtonyachts.com
www.wellingtonyachts.com

Introducing the Duchy 27